










SIV N-TOPCON SERIES

N for Now, Fit for Future

425-440W



• N-TOPCON MODULE ADVANTAGE

-  Multi-main gate technology
-  Superior load capacity
-  High module conversion efficiency
-  Excellent low-light performance
-  Low attenuation long warranty
-  Low BOS and KWH cost
-  Reduce heat spot effect
-  Higher bifacially

• QUALITY SYSTEM

ISO9001 / ISO14001 / ISO45001

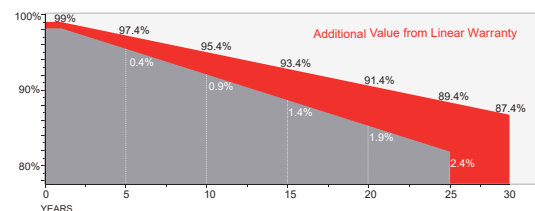
• PRODUCT CERTIFICATION



• INSURANCE

PICC

• WARRANTY



Guarantee on product material and workmanship



Linear power output warranty

*Subject to the terms and conditions contained in the applicable Seraphim Solar System Co., Ltd. Warranty Statement. This 30-year product warranty is only applicable for products installed and operating on residential rooftops in certain regions.



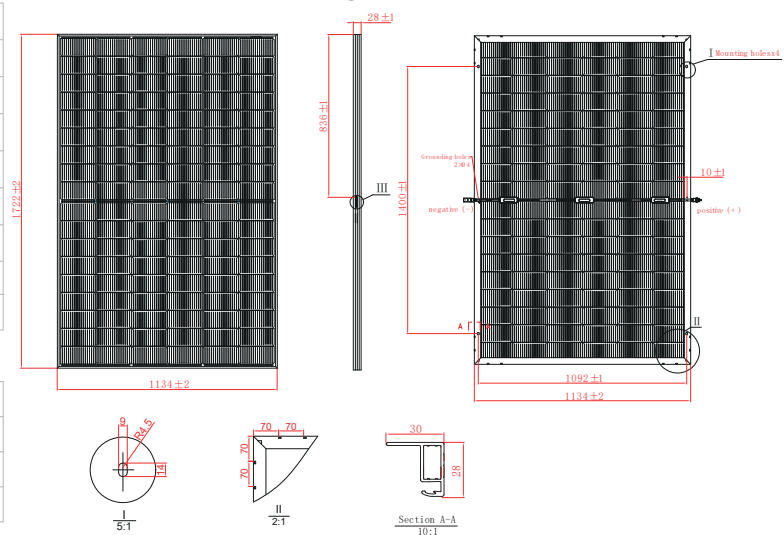
Mechanical Specifications

External Dimension	1722 x 1134 x 28 mm
Weight	18.5 kg
Solar Cells	N-TOPCon 182 x 91(108 pcs)
Front / Back Glass	1.6mm AR coating semi-tempered glass, low iron
Frame	Black anodized aluminium alloy
Junction Box	IP68, 3 diodes
Output Cables	4.0mm ² , 250mm(+)/350mm(-) or Customized Length
Connector	Genuine MC4 EVO2/Cuangda TT02 / QC Solar QC4.10-cd
Fire Safety Class	Class A

Packing Configuration

Container	20'GP	40'HQ
Pieces per Pallet	39	39
Pallets per Container	6	26
Pieces per Container	234	1014

Technical drawing



Electrical Characteristics

Module Type	SRP-425-BTD-BG			SRP-430-BTD-BG			SRP-435-BTD-BG			SRP-440-BTD-BG		
	Front STC	Front NOCT	Back STC	Front STC	Front NOCT	Back STC	Front STC	Front NOCT	Back STC	Front STC	Front NOCT	Back STC
Maximum Power -P _{mp} (W)	425	320	340	430	324	344	435	328	348	440	332	352
Open Circuit Voltage -V _{oc} (V)	38.70	36.77	38.68	38.90	36.96	38.88	39.10	37.15	39.08	39.30	37.34	39.28
Short Circuit Current -I _{sc} (A)	13.91	11.13	11.13	13.99	11.19	11.19	14.07	11.26	11.26	14.15	11.32	11.32
Maximum Power Voltage -V _{mp} (V)	32.10	30.21	32.08	32.30	30.41	32.28	32.50	30.62	32.48	32.70	30.82	32.68
Maximum Power Current -I _{mp} (A)	13.24	10.59	10.60	13.32	10.66	10.66	13.39	10.71	10.72	13.47	10.77	10.78
Module Efficiency STC-η _m (%)	21.76			22.02			22.28			22.53		
Power Tolerance (W)	±3%											
Pmax Temperature Coefficient	-0.29 %/°C											
Voc Temperature Coefficient	-0.25 %/°C											
Isc Temperature Coefficient	+0.046 %/°C											

STC: Irradiance 1000 W/m²; module temperature 25°C AM=1.5 Power measurement tolerance: +/-3%; Voltage measurement tolerance: +/-2%; Current measurement tolerance: +/-4%
NOCT: Irradiance 800 W/m²; ambient temperature 20°C wind speed :1m/s Power measurement tolerance: +/-3%; Voltage measurement tolerance: +/-2%; Current measurement tolerance: +/-4%

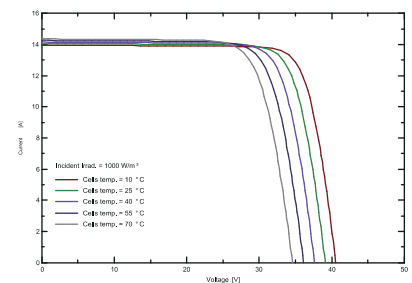
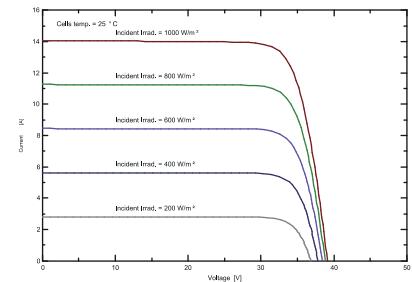
Rear Side Power Gain(SRP-425-BTD-BG)

Power Gain	10%	15%	20%	25%	30%
Maximum Power -P _{mp} (W)	468	489	510	531	553
Open Circuit Voltage -V _{oc} (V)	38.70	38.70	38.70	38.70	38.70
Short Circuit Current -I _{sc} (A)	15.30	16.00	16.70	17.39	18.08
Maximum Power Voltage -V _{mp} (V)	32.10	32.10	32.10	32.10	32.10
Maximum Power Current -I _{mp} (A)	14.56	15.23	15.89	16.55	17.21

Application Conditions

Maximum System Voltage	1500V DC
Maximum Series Fuse Rating	25 A
Operating Temperature	-40~+85 °C
Nominal Operating Cell Temperature	45±2 °C
Bifaciality	80%±5%
Mechanical Load	Front side 5400 Pa / Back side 2400 Pa

I-V Curve



Specifications are subject to change without further notification SRP-DS-EN-2023T0713 ©Copyright 2023 Seraphim



SERAPHIM ENERGY GROUP CO., LTD.

Add: Intersection of baimafeng road and Weimin Road, Jinzhai County, Lu'an City, Anhui Province
Tel: +86-0564-7736177 Email: info@seraphim-energy.com

Made in China